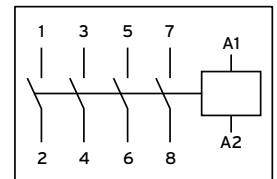
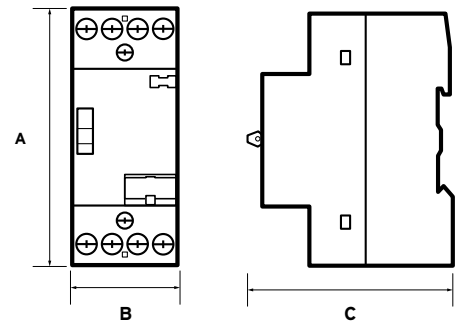


Modular Contactors



Data Sheet

 Download



Part No.	Coil (V)	AC1 Current (A)	Contact Configuration	Modules Width	Dimensions			Qty
					A (mm)	B (mm)	C (mm)	
1MC2/20230	230	20	2NO	1	85	17.5	60	1
1MC1/2024	24	20	1NO/1NC	1	85	17.5	60	1
1MC1/20230	230	20	1NO/1NC	1	85	17.5	60	1
2MC4/2524	24	25	4NO	2	85	35	60	1
2MC4/25230	230	25	4NO	2	85	35	60	1
3MC4/4024	24	40	4NO	3	85	53.5	60	1
3MC4/40230	230	40	4NO	3	85	53.5	60	1
3MC4/6324	24	63	4NO	3	85	53.5	60	1
3MC4/63230	230	63	4NO	3	85	53.5	60	1

Specifications //

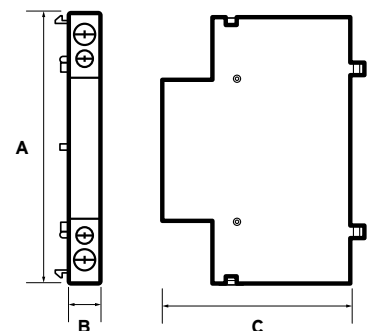
- Standard of Compliance - EN 60947-4
- Module Width - 1, 2 or 3 (17.5mm wide each)
- Override Facility
- Auxiliary Contacts - Side mount available
- Heat Reduction - Vented spacers
- Tampering Prevention - Sealing covers
- Certification -

Modular Contactor Accessories



Data Sheet

 Download



Part No.	Descriptions	Dimensions			Qty
		A (mm)	B (mm)	C (mm)	
MCA1	Auxiliary contact 1NO/1NC side mount	85	9	60	1
MCA2	Auxiliary contact 2NO side mount	85	9	60	1
MCA3	Vented spacer one module width	67	9	45	1
MCA4	Sealing cover for 20A contactor	N/A	N/A	N/A	1
MCA5	Sealing cover for 25A contactor	N/A	N/A	N/A	1
MCA6	Sealing cover for 40A contactor	N/A	N/A	N/A	1

Specifications //

- Standard of Compliance - EN 60947-4
- Certification -