

RELAYS

DELAY ON SINGLE FUNCTION TIMER DOST

Din rail mounting process timer in a din style housing. Multivoltage. Delay ON function. 16A changeover contact. LED indication for coil power and timer running.



General Characteristics

Standards	EN61812-1, EN60947-5-1
Number of poles	1CO
Contact material	AgNi
Rated Current	16A
Rated Voltage	300V
Supply Voltage	12 - 240 V AC/DC
Supply Frequency	50/60 Hz
Reset time	200ms maximum
Repeat Accuracy	0.2% of set time
Coil tolerance	85 - 110 %
Mechanical life	20 000 000 ops
Electrical life	200 000 ops
Terminal Capacity	up to 2.5mm ²
Terminal type	Screw Clamp
Tightening Torque	0.7 Nm
Width	17.5mm
Height	76mm
Depth	61mm
Weight	62g

Timer Functions

A	ON delay
----------	----------

Time Ranges

Minimum	Maximum
0.1s	1s
1s	10s
6s	60s
1min	10min
6 min	60min
1hour	10hour
0.1day	1day
1day	10day
ON	ON
OFF	OFF

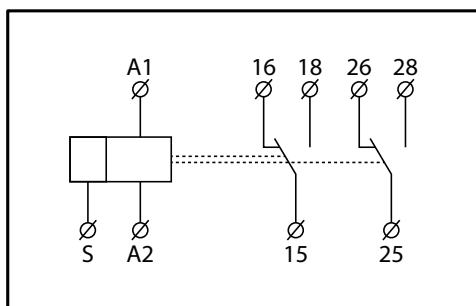
Additional Information

This product is for use by skilled persons or instructed persons. The installation of this product must comply with current IEE regulations. Terminals, including those factory fitted, must be checked for correct tightness before commissioning. All terminals should be periodically checked for correct tightness. The data herein serves only to describe the product and should not be regarded as representing guaranteed properties in the legal sense. We reserve the rights of modification, whilst every care has been taken in ensuring the accuracy of this catalogue, the Supplier accepts no liability whatsoever for any eventuality arising from errors or omissions within its catalogues, brochures or within any online presence.

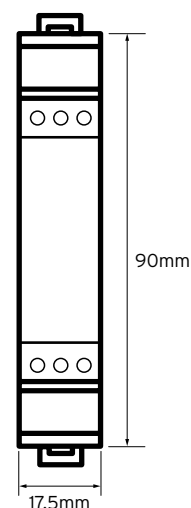
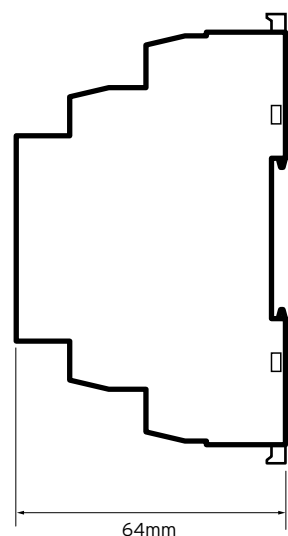
RELAYS

DELAY ON SINGLE FUNCTION TIMER DOST

Wiring Diagram



Technical Drawing



Additional Information

This product is for use by skilled persons or instructed persons. The installation of this product must comply with current IEE regulations. Terminals, including those factory fitted, must be checked for correct tightness before commissioning. All terminals should be periodically checked for correct tightness. The data herein serves only to describe the product and should not be regarded as representing guaranteed properties in the legal sense. We reserve the rights of modification, whilst every care has been taken in ensuring the accuracy of this catalogue, the Supplier accepts no liability whatsoever for any eventuality arising from errors or omissions within its catalogues, brochures or within any online presence.