

## ENCLOSED SWITCHGEAR

### GRP ENCLOSED SWITCH DISCONNECTOR 4 POLE PC3154P



**315A 4 pole switch disconnecter in a glass reinforced polycarbonate enclosure to IP65 IK10. Enclosure has separate lock and reversible door. The switch handle is padlockable and defeatable. All terminals are provided with shrouds.**

#### General Characteristics

Standards	EN60947-1, EN60947-3
Rated Operational Voltage (Ue)	415 V
Rated Operational Frequency	50/60 Hz
Rated Operational Current AC-22 A	315A
Rated Operational Power (1) AC-23 @ 415V	160kW
Rated Breaking Capacity AC-23 @ 415V	2520A
Rated Conditional Short Current r.m.s. (Icm) / Fuse Cut Off Current (2)	30kA / 315A
Rated Short Time Withstand Current (Icw) @ 690V 1s	8kA
Mechanical Endurance (3)	16000 ops
Electrical Endurance @ 0.65pf	1000 ops
Defeatable Handle	Accepts 3 Padlocks
Weight	23.1Kg
Terminal Bolt Size	M10 x 30
Terminal Tightening Torque	30...44 Nm
Operating Torque	8.2Nm

(1) The kW ratings are accurate for three phase 1500 rpm standard asynchronous motors

(2) In single phase test to IEC629

(3) Divided by 2 for operational cycle

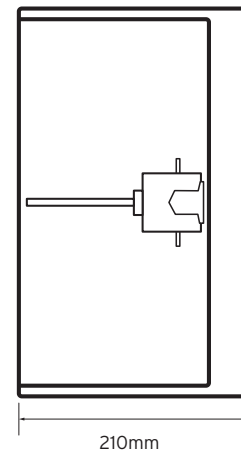
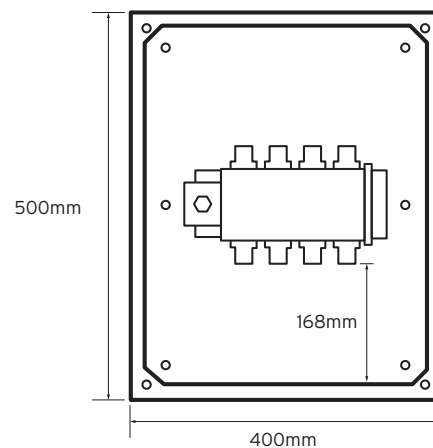
#### Enclosure Characteristics

Standard	EN62208
Overall Dimensions HxWxD	500x400x210mm
Degree of Ingress When Fitted	IP65 IK10
Material	GRPP
Colour	RAL7035

#### Available Accessories

800AUX1/1	1NO/1NC Auxilliary Contact
800AUX2/2	2NO/2NC Auxilliary Contact
A4DOCW	A4 Document Wallet

#### Technical Drawing



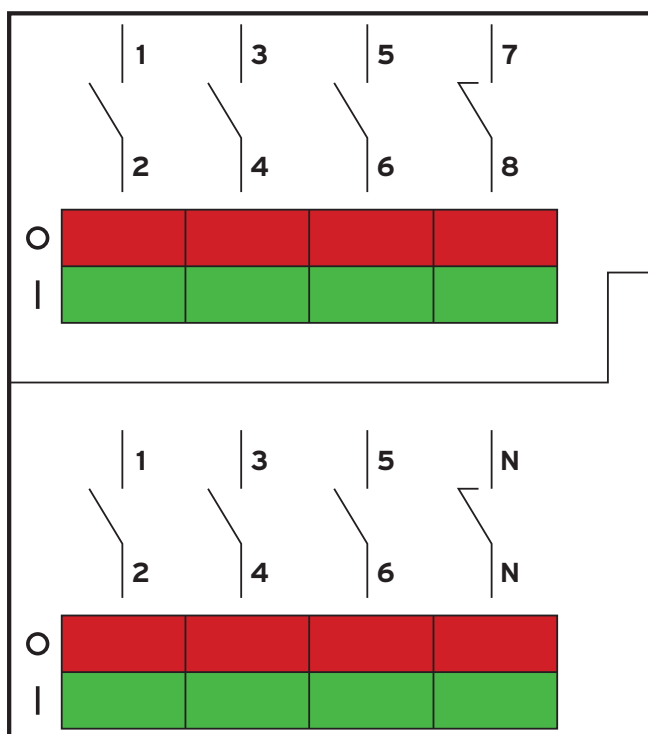
#### Additional Information

This product is for use by skilled persons or instructed persons. The installation of this product must comply with current IEE regulations. The IP rating of the unit can be compromised if the correct use of glands is not followed. Terminals, including those factory fitted, must be checked for correct tightness before commissioning. All terminals should be periodically checked for correct tightness. The data herein serves only to describe the product and should not be regarded as representing guaranteed properties in the legal sense. We reserve the rights of modification whilst every care has been taken in ensuring the accuracy of this catalogue, the Supplier accepts no liability whatsoever for any eventuality arising from errors or omissions within its catalogues, brochures or within any online presence.

## ENCLOSED SWITCHGEAR

### GRP ENCLOSED SWITCH DISCONNECTOR 4 POLE PC3154P

#### Wiring Diagram



#### Additional Information

This product is for use by skilled persons or instructed persons. The installation of this product must comply with current IEE regulations. The IP rating of the unit can be compromised if the correct use of glands is not followed. Terminals, including those factory fitted, must be checked for correct tightness before commissioning. All terminals should be periodically checked for correct tightness. The data herein serves only to describe the product and should not be regarded as representing guaranteed properties in the legal sense. We reserve the rights of modification whilst every care has been taken in ensuring the accuracy of this catalogue, the Supplier accepts no liability whatsoever for any eventuality arising from errors or omissions within its catalogues, brochures or within any online presence.