

ENCLOSED SWITCHGEAR

GRP ENCLOSED SWITCH DISCONNECTOR 4 POLE PC8004P



800A 4 pole switch disconnecter in a glass reinforced polycarbonate enclosure to IP65 IK10. Enclosure has separate lock and reversible door. The switch handle is padlockable and defeatable. All terminals are provided with shrouds.

General Characteristics

Standards	EN60947-1, EN60947-3
Rated Operational Voltage (Ue)	415 V
Rated Operational Frequency	50/60 Hz
Rated Operational Current AC-22 A	800A
Rated Operational Power (1) AC-23 @ 415V	355kW
Rated Breaking Capacity AC-23 @ 415V	5760A
Rated Conditional Short Current r.m.s. (Icm) / Fuse Cut Off Current (2)	62kA / 800A
Rated Short Time Withstand Current (Icw) @ 690V 1s	24kA
Mechanical Endurance (3)	10000 ops
Electrical Endurance @ 0.65pf	500 ops
Defeatable Handle	Accepts 3 Padlocks
Weight	27.3 Kg
Terminal Bolt Size	M12 x 40
Terminal Tightening Torque	50.7Nm
Operating Torque	21Nm

(1) The kW ratings are accurate for three phase 1500 rpm standard asynchronous motors

(2) In single phase test to IEC629

(3) Divided by 2 for operational cycle

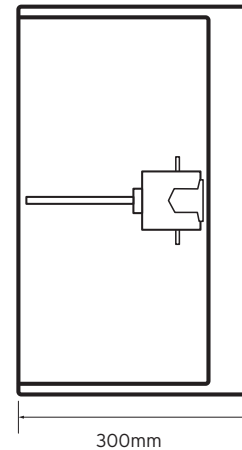
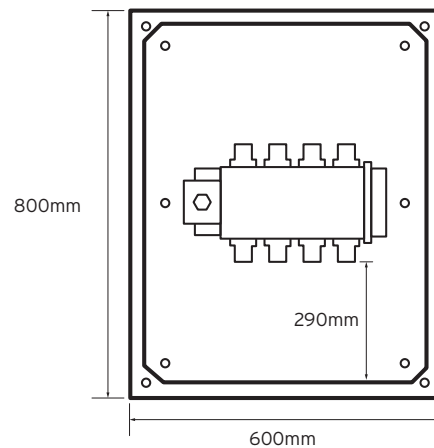
Enclosure Characteristics

Standard	EN62208
Overall Dimensions HxWxD	800x600x300mm
Degree of Ingress When Fitted	IP65 IK10
Material	GRPP
Colour	RAL7035

Available Accessories

800AUX1/1	1NO/1NC Auxilliary Contact
800AUX2/2	2NO/2NC Auxilliary Contact
A4DOCW	A4 Document Wallet

Technical Drawing



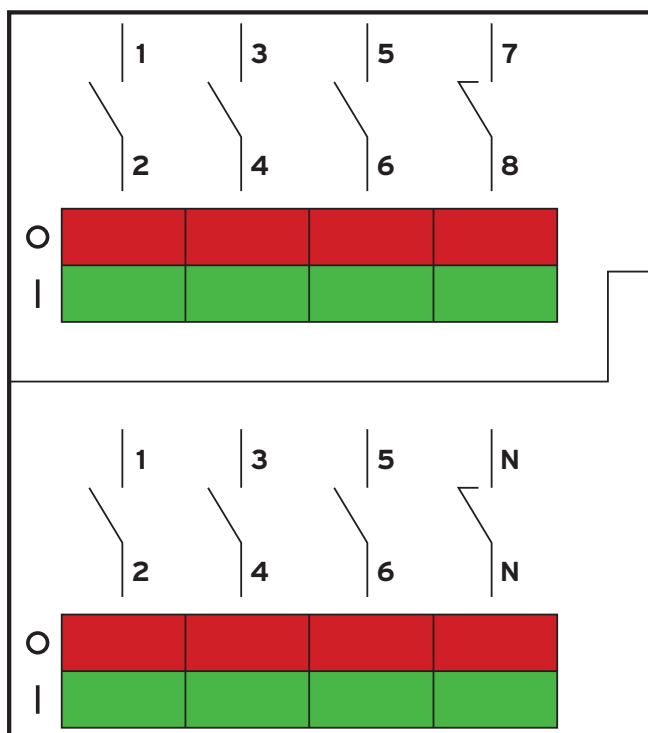
Additional Information

This product is for use by skilled persons or instructed persons. The installation of this product must comply with current IEE regulations. The IP rating of the unit can be compromised if the correct use of glands is not followed. Terminals, including those factory fitted, must be checked for correct tightness before commissioning. All terminals should be periodically checked for correct tightness. The data herein serves only to describe the product and should not be regarded as representing guaranteed properties in the legal sense. We reserve the rights of modification whilst every care has been taken in ensuring the accuracy of this catalogue, the Supplier accepts no liability whatsoever for any eventuality arising from errors or omissions within its catalogues, brochures or within any online presence.

ENCLOSED SWITCHGEAR

GRP ENCLOSED SWITCH DISCONNECTOR 4 POLE PC8004P

Wiring Diagram



Additional Information

This product is for use by skilled persons or instructed persons. The installation of this product must comply with current IEE regulations. The IP rating of the unit can be compromised if the correct use of glands is not followed. Terminals, including those factory fitted, must be checked for correct tightness before commissioning. All terminals should be periodically checked for correct tightness. The data herein serves only to describe the product and should not be regarded as representing guaranteed properties in the legal sense. We reserve the rights of modification whilst every care has been taken in ensuring the accuracy of this catalogue, the Supplier accepts no liability whatsoever for any eventuality arising from errors or omissions within its catalogues, brochures or within any online presence.