

## ENCLOSED SWITCHGEAR

### STAINLESS STEEL 4 POLE DISCONNECTOR SS3154P



**315A 4 pole switch disconnecter in a metal enclosure to IP65. Enclosure has separate lock and reversible door. The switch handle is padlockable and defeatable. All terminals are provided with shrouds. Earth studs are fitted and fixing brackets and earth straps are included**

#### General Characteristics

Standards	EN60947-1 ,EN60947-3
Rated Operational Voltage (Ue)	415 V
Rated Operational Frequency	50/60 Hz
Rated Operational Current AC-22 A	315A
Rated Operational Power (1) AC-23 @ 415V	160kW
Rated Breaking Capacity AC-23 @ 415V	2520A
Rated Conditional Short Current r.m.s. (Icm) / Fuse Cut Off Current (2)	30kA / 315A
Rated Short Time Withstand Current (Icw) @ 690V 1s	8kA
Mechanical Endurance (3)	16000 ops
Electrical Endurance @ 0.65pf	1000 ops
Defeatable Handle	Accepts 3 Padlocks
Weight	27.3Kg
Terminal Bolt Size	M10 x 30
Terminal Tightening Torque	30 ... 44 Nm
Operating Torque	8.2Nm

(1) The kW ratings are accurate for three phase 1500 rpm standard asynchronous motors

(2) In single phase test to IEC629

(3) Divided by 2 for operational cycle

#### Enclosure Characteristics

Standard	EN61439-1
Overall Dimensions HxWxD	500x400x250mm
Degree of Ingress When Fitted	IP65
Construction	304 stainless steel
Finish	Brushed stainless

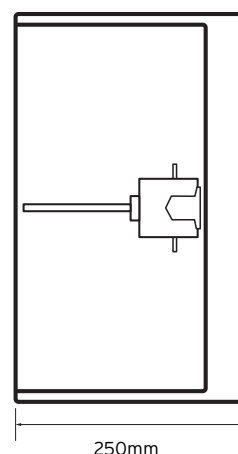
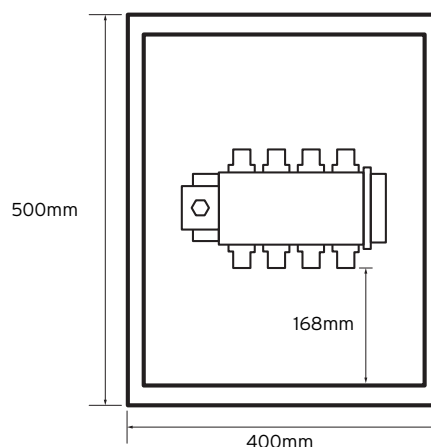
#### Available Accessories

1NO/1NC Auxilliary Contact	315AUX1/1
2NO/2NC Auxilliary Contact	315AUX2/2
Document Pocket	A4DOCW
Stainless Steel Bit Lock	SSBL
Spare T Bit Key	STBK
Mild steel Padlockable Lock	DBPL

#### Additional Information

This product is for use by skilled persons or instructed persons. The installation of this product must comply with current IEE regulations. The IP rating of the unit can be compromised if the correct use of glands is not followed. Terminals, including those factory fitted, must be checked for correct tightness before commissioning. All terminals should be periodically checked for correct tightness. The data herein serves only to describe the product and should not be regarded as representing guaranteed properties in the legal sense. We reserve the rights of modification whilst every care has been taken in ensuring the accuracy of this catalogue, the Supplier accepts no liability whatsoever for any eventuality arising from errors or omissions within its catalogues, brochures or within any online presence.

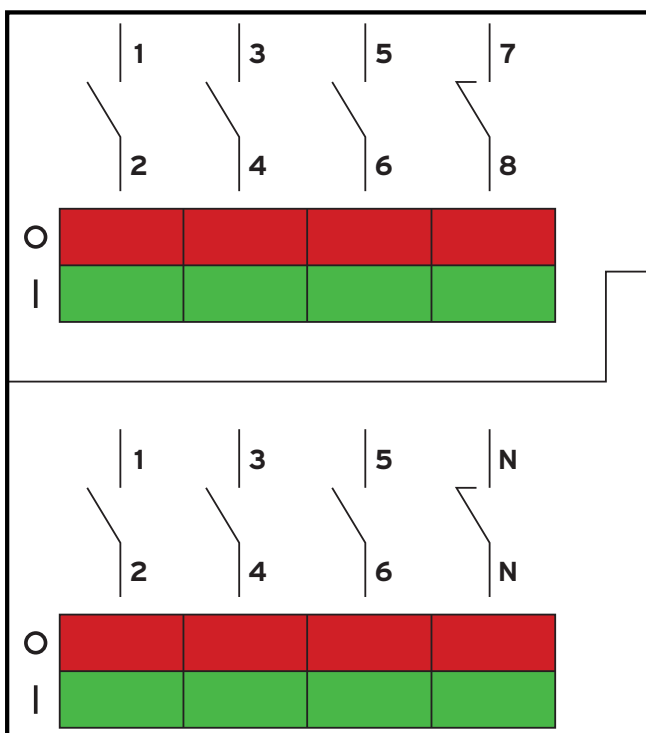
#### Technical Drawing



## ENCLOSED SWITCHGEAR

### STAINLESS STEEL 4 POLE DISCONNECTOR SS3154P

#### Wiring Diagram



#### Additional Information

This product is for use by skilled persons or instructed persons. The installation of this product must comply with current IEE regulations. The IP rating of the unit can be compromised if the correct use of glands is not followed. Terminals, including those factory fitted, must be checked for correct tightness before commissioning. All terminals should be periodically checked for correct tightness. The data herein serves only to describe the product and should not be regarded as representing guaranteed properties in the legal sense. We reserve the rights of modification whilst every care has been taken in ensuring the accuracy of this catalogue, the Supplier accepts no liability whatsoever for any eventuality arising from errors or omissions within its catalogues, brochures or within any online presence.