

## ENCLOSED SWITCHGEAR

# STAINLESS STEEL 4 POLE DISCONNECTOR SS10004P



1000A 4 pole switch disconnecter in a metal enclosure to IP66. Enclosure has separate lock and reversible door. The switch handle is padlockable and defeatable. All terminals are provided with shrouds. Earth studs are fitted and fixing brackets and earth straps are included

### General Characteristics

Standards	EN60947-1, EN60947-3
Rated Operational Voltage (Ue)	415 V
Rated Operational Frequency	50/60 Hz
Rated Operational Current AC-22 A	1000A
Rated Operational Power (1) AC-23 @ 415V	400kW
Rated Breaking Capacity AC-23 @ 415V	8000A
Rated Short Time Withstand Current (Icw) @ 690V 1s	24kA
Mechanical Endurance (2)	6000 ops
Electrical Endurance @ 0.65pf	500 ops
Defeatable Handle	Accepts 3 Padlocks
Weight	29.7 Kg
Terminal Bolt Size	M12 x 60
Terminal Tightening Torque	50...75 Nm
Operating Torque	21Nm
(1) The kW ratings are accurate for three phase 1500 rpm standard asynchronous motors	
(2) In single phase test to IEC629	
(3) Divided by 2 for operational cycle	

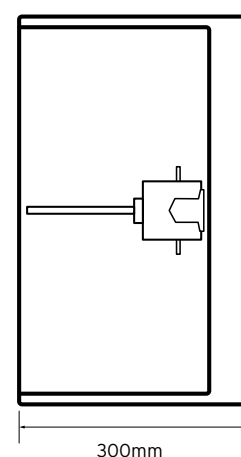
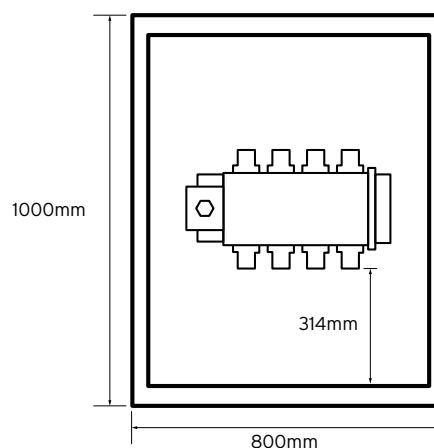
### Enclosure Characteristics

Standard	EN61439-1
Overall Dimensions HxWxD	1000x800x300mm
Degree of Ingress When Fitted	IP65
Construction	304 stainless steel
Finish	Brushed stainless

### Available Accessories

1NO/1NC Auxilliary Contact	800AUX1/1
2NO/2NC Auxilliary Contact	800AUX2/2
Document Pocket	A4DOCW
Stainless Steel Bit Lock	SSBL
Spare T Bit Key	STBK
Mild steel Padlockable Lock	DBPL

### Technical Drawing



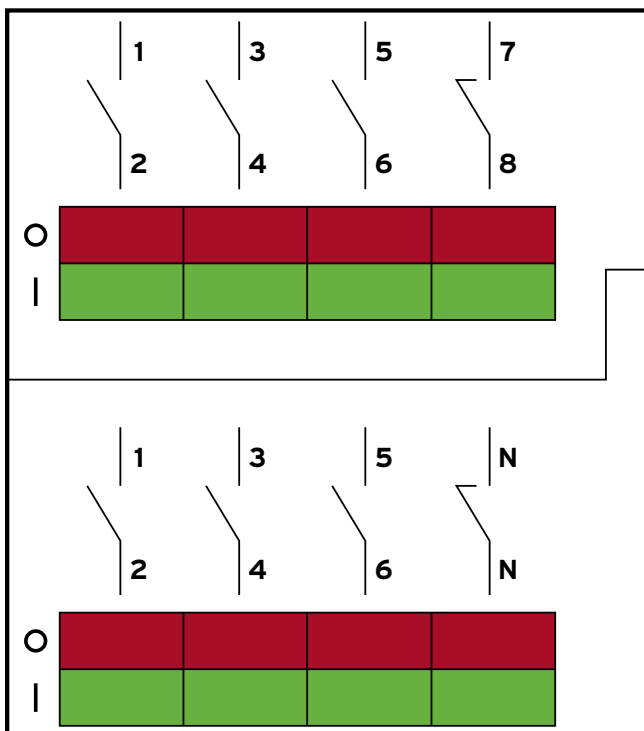
### Additional Information

This product is for use by skilled persons or instructed persons. The installation of this product must comply with current IEE regulations. The IP rating of the unit can be compromised if the correct use of glands is not followed. Terminals, including those factory fitted, must be checked for correct tightness before commissioning. All terminals should be periodically checked for correct tightness. The data herein serves only to describe the product and should not be regarded as representing guaranteed properties in the legal sense. We reserve the rights of modification whilst every care has been taken in ensuring the accuracy of this catalogue, the Supplier accepts no liability whatsoever for any eventuality arising from errors or omissions within its catalogues, brochures or within any online presence.

## ENCLOSED SWITCHGEAR

### STAINLESS STEEL 4 POLE DISCONNECTOR SS10004P

#### Wiring Diagram



#### Additional Information

This product is for use by skilled persons or instructed persons. The installation of this product must comply with current IEE regulations. The IP rating of the unit can be compromised if the correct use of glands is not followed. Terminals, including those factory fitted, must be checked for correct tightness before commissioning. All terminals should be periodically checked for correct tightness. The data herein serves only to describe the product and should not be regarded as representing guaranteed properties in the legal sense. We reserve the rights of modification whilst every care has been taken in ensuring the accuracy of this catalogue, the Supplier accepts no liability whatsoever for any eventuality arising from errors or omissions within its catalogues, brochures or within any online presence.