

niglon Control & Automation

MOTOR CONTROL GEAR

STANDARD CONTACTOR

12A 3 POLE AC

3SC1224, 3SC12110, 3SC12240, 3SC12415



3 pole contactors are for the control of electric motors, and have auxiliary contacts fitted. Din rail mounting

General Characteristics

Standards	IEC 60947-4-1, UL-508
AC-3 Rated Load	12A
AC-3 Rated Power @ 415V	5.5kW
Rated Operational Voltage (Ue)	≥ 690V
Main Contact Configuration	3 Pole NO
Auxiliary Contacts	1NO + 1NC
Maximum Operation Frequency	1800 per hour
Mechanical Endurance	25 000 000 ops
Electrical Endurance	2 500 000 ops
Width	44mm
Height	87mm
Depth	80mm
Terminal Capacity	1.5 to 4mm ²
Tightening Torque	2.3 Nm
Weight	0.33Kg

Coil Characteristics

Available Coil Voltages	24VAC, 110VAC, 230VAC
Inrush Current	95 VA
Sealed Current	9 VA
Pull-in Voltage	80 - 110 %
Thermal Dissipation	2W
Closing time	10 - 17 ms

Available Accessories

AUX0/2FM	Auxiliary Contact 2NC
AUX1/1FM	Auxiliary Contact 1NO/1NC
AUX0/4FM	Auxiliary Contact 4NC
AUX1/3FM	Auxiliary Contact 1NO/3NC
AUX2/2FM	Auxiliary Contact 2NO/2NC
AUX3/1FM	Auxiliary Contact 3NO/1NC
AUX4/0FM	Auxiliary Contact 4NO
AUX0/1SM	Auxiliary Contact 1NC side mount
AUX1/0SM	Auxiliary Contact 1NO side mount
MCM1	Mechanical Interlock
MMSCSC	Coupler MMS to standard contactor
MMS0.16	Manual Motor Starter 0.1 - 0.16 A
MMS0.25	Manual Motor Starter 0.16 - 0.25 A
MMS0.4	Manual Motor Starter 0.25 - 0.4 A
MMS0.6	Manual Motor Starter 0.4 - 0.63 A
MMS1.0	Manual Motor Starter 0.63 - 1.0 A
MMS1.6	Manual Motor Starter 1.0 - 1.6 A
MMS2.5	Manual Motor Starter 1.6 - 2.5 A
MMS4.0	Manual Motor Starter 2.5 - 4 A
MMS6.0	Manual Motor Starter 4 - 6 A
MMS8	Manual Motor Starter 5 - 8 A
MMS10	Manual Motor Starter 6 - 10 A
MMS13	Manual Motor Starter 9 - 13 A
ORMCO.14	Thermal Overload 0.1 - 0.16 A
ORMCO.25	Thermal Overload 0.16 - 0.25 A
ORMCO.4	Thermal Overload 0.25 - 0.4 A
ORMCO.63	Thermal Overload 0.4 - 0.63 A
ORMC1.0	Thermal Overload 0.63 - 1.0 A
ORMC1.6	Thermal Overload 1.0 - 1.6 A
ORMC2.5	Thermal Overload 1.6 - 2.5 A
ORMC4	Thermal Overload 2.5 - 4 A
ORMC6	Thermal Overload 4 - 6 A
ORMC8	Thermal Overload 5 - 8 A
ORMC10	Thermal Overload 6 - 10 A
ORMC13	Thermal Overload 9 - 13 A

Additional Information

This product is for use by skilled persons or instructed persons. The installation of this product must comply with current IEE regulations. Terminals, including those factory fitted, must be checked for correct tightness before commissioning. All terminals should be periodically checked for correct tightness. The data herein serves only to describe the product and should not be regarded as representing guaranteed properties in the legal sense. We reserve the rights of modification, whilst every care has been taken in ensuring the accuracy of this catalogue, the Supplier accepts no liability whatsoever for any eventuality arising from errors or omissions within its catalogues, brochures or within any online presence.

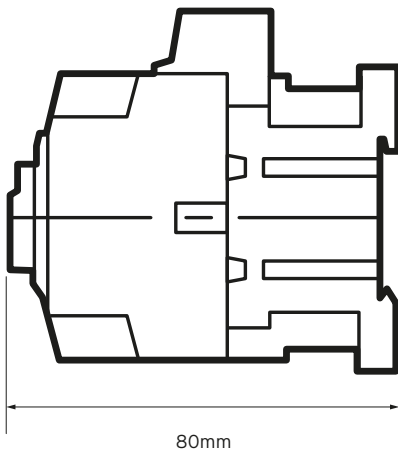
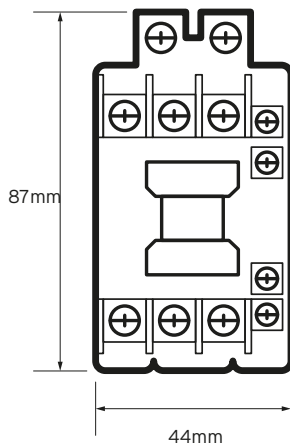
niglon Control & Automation

MOTOR CONTROL GEAR

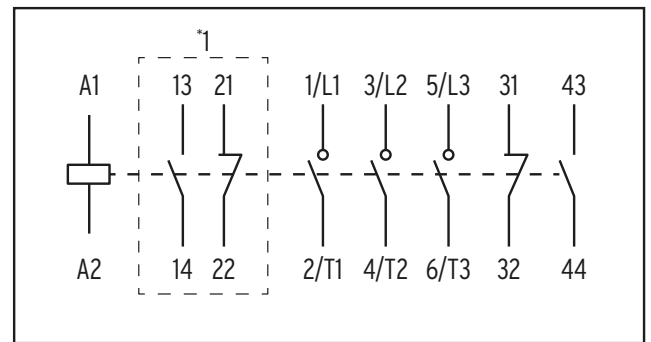
STANDARD CONTACTOR

12A 3 POLE AC

Technical Drawing



Wiring Diagram



Additional Information

This product is for use by skilled persons or instructed persons. The installation of this product must comply with current IEE regulations. Terminals, including those factory fitted, must be checked for correct tightness before commissioning. All terminals should be periodically checked for correct tightness. The data herein serves only to describe the product and should not be regarded as representing guaranteed properties in the legal sense. We reserve the rights of modification, whilst every care has been taken in ensuring the accuracy of this catalogue, the Supplier accepts no liability whatsoever for any eventuality arising from errors or omissions within its catalogues, brochures or within any online presence.