


niglon Control & Automation

MOTOR CONTROL GEAR

STANDARD CONTACTOR

3 POLE AC COIL

3SC85240



3 pole contactors are for the control of electric motors, and have auxiliary contacts fitted. Din rail mounting

General Characteristics

Standards	BS EN 60947-4, UL-508
AC-3 Rated Load	85A
AC-3 Rated Power @ 415V	30kW
Rated Operational Voltage (Ue)	≥ 690V
Main Contact Configuration	3 Pole NO
Maximum Operation Frequency	1800 per hour
Mechanical Endurance	10 000 000 ops
Electrical Endurance	2 000 000 ops
Width	94mm
Height	124mm
Depth	118mm
Terminal Capacity	10 to 50mm ²
Tightening Torque	5 Nm
Weight	0.98Kg
Weight	0.93Kg

Coil Characteristics

Available Coil Voltages	230VAC
Inrush Current	95 VA
Sealed Current	9 VA
Pull-in Voltage	80 - 110 %
Thermal Dissipation	2W
Closing time	16 - 25 ms

Available Accessories

AUX0/2FM	Auxilliary Contact 2NC
AUX1/1FM	Auxilliary Contact 1NO/1NC
AUX0/4FM	Auxilliary Contact 4NC
AUX1/3FM	Auxilliary Contact 1NO/3NC
AUX2/2FM	Auxilliary Contact 2NO/2NC
AUX3/1FM	Auxilliary Contact 3NO/1NC
AUX4/0FM	Auxilliary Contact 4NO
AUX0/1SM	Auxilliary Contact 1NC side mount
AUX1/0SM	Auxilliary Contact 1NO side mount
4PMI135	Mechanical Interlock

Available Accessories

Manual Motor Starter MMS0.16	0.1 - 0.16 A
Manual Motor Starter MMS0.25	0.16 - 0.25 A
Manual Motor Starter MMS0.4	0.25 - 0.4 A
Manual Motor Starter MMS0.6	0.4 - 0.63 A
Manual Motor Starter MMS1.0	0.63 - 1.0 A
Manual Motor Starter MMS1.6	1.0 - 1.6 A
Manual Motor Starter MMS2.5	1.6 - 2.5 A
Manual Motor Starter MMS4.0	2.5 - 4 A
Manual Motor Starter MMS6.0	4 - 6 A
Manual Motor Starter MMS10	6 - 10 A
Manual Motor Starter MMS13	9 - 13 A
Manual Motor Starter MMS17	11 - 17 A
Manual Motor Starter MMS22	14 - 22 A
Manual Motor Starter MMS26	18 - 26 A
Manual Motor Starter MMS32	22 - 32 A
Thermal Overload ORSC0.16	0.1 - 0.16 A
Thermal Overload ORSC0.25	0.16 - 0.25 A
Thermal Overload ORSC0.4	0.25 - 0.4 A
Thermal Overload ORSC0.63	0.4 - 0.63 A
Thermal Overload ORSC1.0	0.63 - 1.0 A
Thermal Overload ORSC1.6	1.0 - 1.6 A
Thermal Overload ORSC2.5	1.6 - 2.5 A
Thermal Overload ORSC4	2.5 - 4 A
Thermal Overload ORSC6	4 - 6 A
Thermal Overload ORSC8	5 - 8 A
Thermal Overload ORSC9	6 - 9 A
Thermal Overload ORSC10	7 - 10 A
Thermal Overload ORSC13	9 - 13 A
Thermal Overload ORSC18	12 - 18 A
Thermal Overload ORSC22	16 - 22 A
Thermal Overload ORSC32	22 - 32 A
Thermal Overload ORSC40	28 - 40 A

Additional Information

This product is for use by skilled persons or instructed persons. The installation of this product must comply with current IEE regulations. Terminals, including those factory fitted, must be checked for correct tightness before commissioning. All terminals should be periodically checked for correct tightness. The data herein serves only to describe the product and should not be regarded as representing guaranteed properties in the legal sense. We reserve the rights of modification, whilst every care has been taken in ensuring the accuracy of this catalogue, the Supplier accepts no liability whatsoever for any eventuality arising from errors or omissions within its catalogues, brochures or within any online presence.

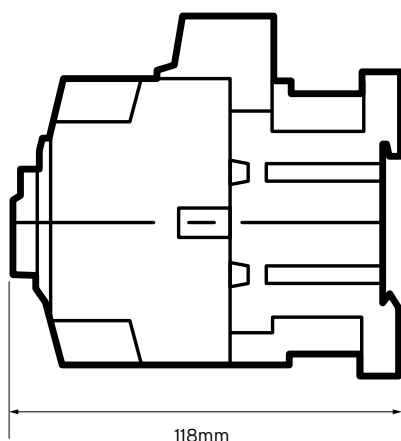
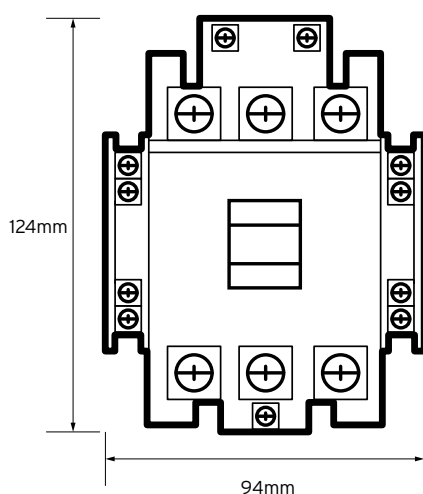
niglon Control & Automation

MOTOR CONTROL GEAR

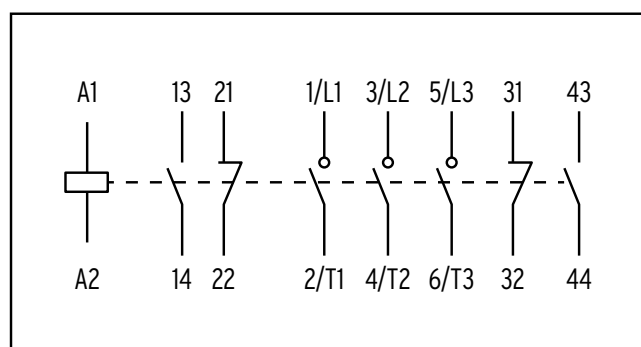
STANDARD CONTACTOR

85A 3 POLE AC COIL

Technical Drawing



Wiring Diagram



*1 - Optional axillary contact unit

Additional Information

This product is for use by skilled persons or instructed persons. The installation of this product must comply with current IEE regulations. Terminals, including those factory fitted, must be checked for correct tightness before commissioning. All terminals should be periodically checked for correct tightness. The data herein serves only to describe the product and should not be regarded as representing guaranteed properties in the legal sense. We reserve the rights of modification, omission or error. The Supplier has been take in ensuring the accuracy of this catalogue, the Supplier accepts no liability whatsoever for any eventuality arising from errors or omissions within its catalogues, brochures or within any online presence.