

ENCLOSED SWITCHGEAR

MILD STEEL 4 POLE DISCONNECTOR MS12504P-L



1250A 4 pole switch disconnecter in a metal enclosure to IP65. Enclosure has separate lock and reversible door for gland plate either top or bottom. The switch handle is padlockable and defeatable. All terminals are provided with shrouds. Earth studs are fitted and fixing brackets and earth straps are included

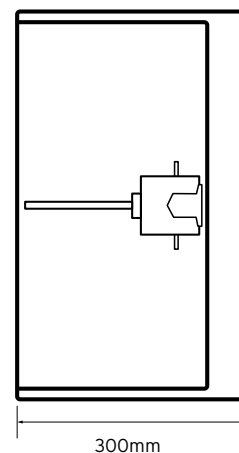
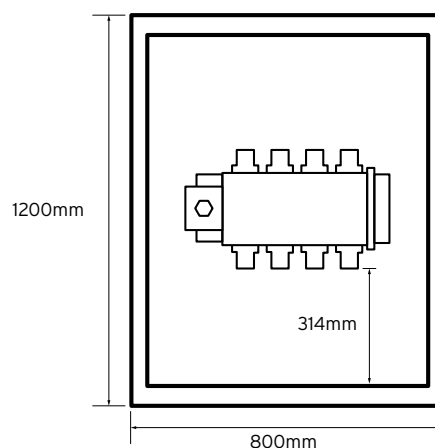
General Characteristics

Standards	BSEN60947-1 ,BSEN60947-3
Rated Operational Voltage (Ue)	415 V
Rated Operational Frequency	50/60 Hz
Rated Operational Current AC-22 A	1250A
Rated Operational Power (1) AC-23 @ 415V	400kW
Rated Breaking Capacity AC-23 @ 415V	8000A
Rated Short Time Withstand Current (Icw) @ 690V 1s	24kA
Mechanical Endurance (2)	6000 ops
Electrical Endurance @ 0.65pf	500 ops
Defeatable Handle	Accepts 3 Padlocks
Weight	33.6 Kg
Terminal Bolt Size	M12 x 60
Terminal Tightening Torque	50...75 Nm
Operating Torque	21Nm
(1) The kW ratings are accurate for three phase 1500 rpm standard asynchronous motors	
(2) Divided by 2 for operational cycle	

Enclosure Characteristics

Standard	BSEN 61439-1
Overall Dimensions HxWxD	1200x800x300mm
Degree of Ingress When Fitted	IP65
Construction	1.2mm Mild Steel
Finish	Epoxy Power Coat
Colour	RAL7035

Technical Drawing



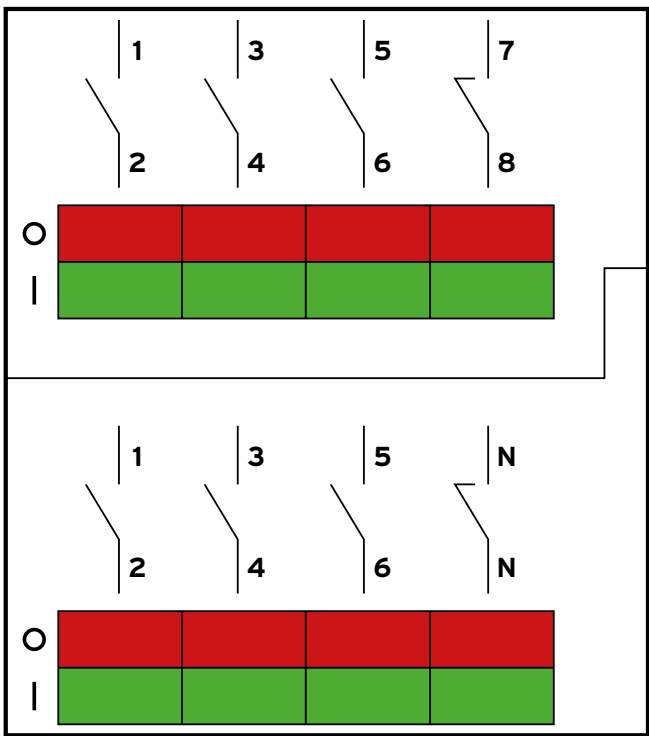
Additional Information

This product is for use by skilled persons or instructed persons. The installation of this product must comply with current IEE regulations. The IP rating of the unit can be compromised if the correct use of glands is not followed. Terminals, including those factory fitted, must be checked for correct tightness before commissioning. All terminals should be periodically checked for correct tightness. The data herein serves only to describe the product and should not be regarded as representing guaranteed properties in the legal sense. We reserve the rights of modification whilst every care has been taken in ensuring the accuracy of this catalogue, the Supplier accepts no liability whatsoever for any eventuality arising from errors or omissions within its catalogues, brochures or within any online presence.

ENCLOSED SWITCHGEAR

MILD STEEL 4 POLE
DISCONNECTOR MS12504P-L

Wiring Diagram



Available Accessories

1NO/1NC Auxilliary Contact	800AUX1/1
2NO/2NC Auxilliary Contact	800AUX2/2
A4 Document Wallet	A4DOCW
Cylinder Key Lock	CLS
3mm Double Bit Padlockable Lock	DBPL

Additional Information

This product is for use by skilled persons or instructed persons. The installation of this product must comply with current IEE regulations. The IP rating of the unit can be compromised if the correct use of glands is not followed. Terminals, including those factory fitted, must be checked for correct tightness before commissioning. All terminals should be periodically checked for correct tightness. The data herein serves only to describe the product and should not be regarded as representing guaranteed properties in the legal sense. We reserve the rights of modification whilst every care has been taken in ensuring the accuracy of this catalogue, the Supplier accepts no liability whatsoever for any eventuality arising from errors or omissions within its catalogues, brochures or within any online presence.