

ENCLOSED SWITCHGEAR

MILD STEEL 4 POLE DISCONNECTOR MS2004P



200A 4 pole switch disconnecter in a metal enclosure to IP65. Enclosure has separate lock and reversible door for gland plate either top or bottom. The switch handle is padlockable and defeatable. All terminals are provided with shrouds. Earth studs are fitted and fixing brackets and earth straps are included

General Characteristics

Standards	BSEN60947-1 ,BSEN60947-3
Rated Operational Voltage (Ue)	415 V
Rated Operational Frequency	50/60 Hz
Rated Operational Current AC-22 A	200A
Rated Operational Power (1) AC-23 @ 415V	90kW
Rated Breaking Capacity AC-23 @ 415V	1600A
Rated Conditional Short Current r.m.s. (Icm) / Fuse Cut Off Current (2)	25kA / 200A
Rated Short Time Withstand Current (Icw) @ 690V 1s	8kA
Mechanical Endurance (3)	20000 ops
Electrical Endurance @ 0.65pf	5000 ops
Defeatable Handle	Accepts 3 Padlocks
Weight	21.7 Kg
Terminal Bolt Size	M8 x 25
Terminal Tightening Torque	30 ... 44 Nm
Operating Torque	8.2 Nm

(1) The kW ratings are accurate for three phase 1500 rpm standard asynchronous motors

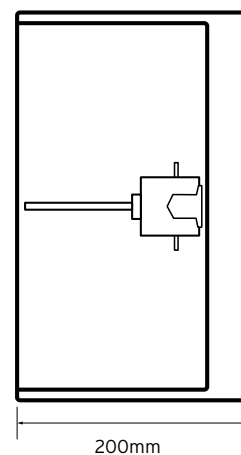
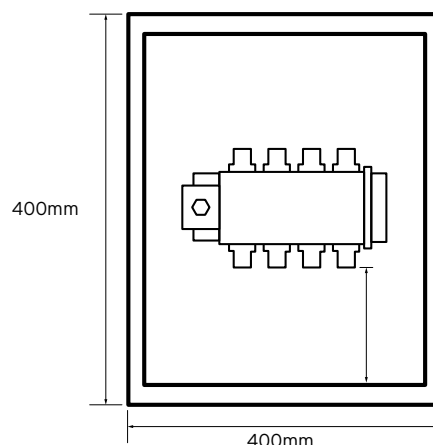
(2) In single phase test to IEC629

(3) Divided by 2 for operational cycle

Enclosure Characteristics

Standard	BSEN62208
Overall Dimensions HxWxD	400x400x200mm
Degree of Ingress When Fitted	IP65
Construction	1.2mm Mild Steel
Finish	Epoxy Power Coat
Colour	RAL7035

Technical Drawing



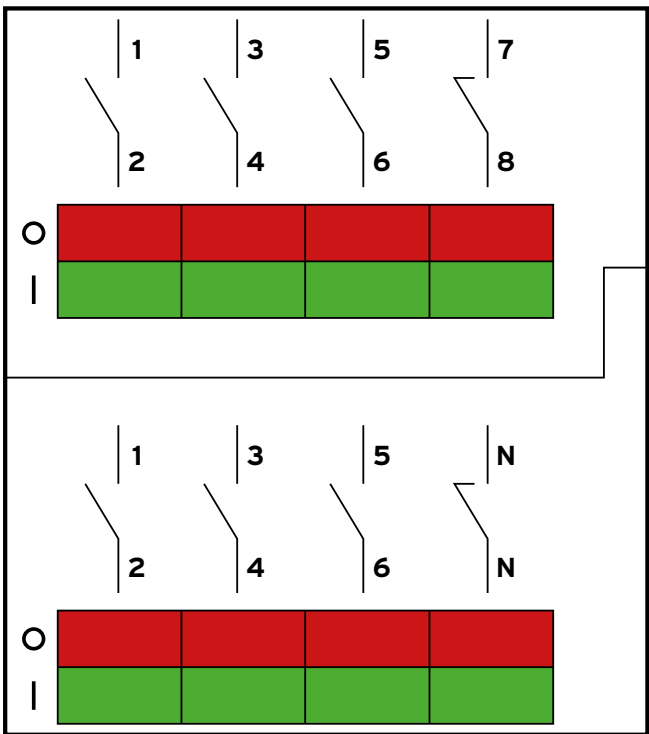
Additional Information

This product is for use by skilled persons or instructed persons. The installation of this product must comply with current IEE regulations. The IP rating of the unit can be compromised if the correct use of glands is not followed. Terminals, including those factory fitted, must be checked for correct tightness before commissioning. All terminals should be periodically checked for correct tightness. The data herein serves only to describe the product and should not be regarded as representing guaranteed properties in the legal sense. We reserve the rights of modification whilst every care has been taken in ensuring the accuracy of this catalogue, the Supplier accepts no liability whatsoever for any eventuality arising from errors or omissions within its catalogues, brochures or within any online presence.

ENCLOSED SWITCHGEAR

MILD STEEL 4 POLE
DISCONNECTOR MS2004P

Wiring Diagram



Available Accessories

1NO/1NC Auxilliary Contact	160AUX1/1
2NO/2NC Auxilliary Contact	160AUX2/2
A4 Document Wallet	A4DOCW
Cylinder Key Lock	CLS
3mm Double Bit Padlockable Lock	DBPL

Additional Information

This product is for use by skilled persons or instructed persons. The installation of this product must comply with current IEE regulations. The IP rating of the unit can be compromised if the correct use of glands is not followed. Terminals, including those factory fitted, must be checked for correct tightness before commissioning. All terminals should be periodically checked for correct tightness. The data herein serves only to describe the product and should not be regarded as representing guaranteed properties in the legal sense. We reserve the rights of modification whilst every care has been taken in ensuring the accuracy of this catalogue, the Supplier accepts no liability whatsoever for any eventuality arising from errors or omissions within its catalogues, brochures or within any online presence.