

## ENCLOSED SWITCHGEAR

### MILD STEEL 4 POLE DISCONNECTOR MS8004P-L



**800A 4 pole switch disconnector in a metal enclosure to IP66. Enclosure has separate lock and reversible door for gland plate either top or bottom. The switch handle is padlockable and defeatable. All terminals are provided with shrouds. Earth studs are fitted and fixing brackets and earth straps are included**

#### General Characteristics

<b>Standards</b>	BSEN60947-1 ,BSEN60947-3
<b>Rated Operational Voltage (Ue)</b>	415 V
<b>Rated Operational Frequency</b>	50/60 Hz
<b>Rated Operational Current AC-22 A</b>	800A
<b>Rated Operational Power (1) AC-23 @ 415V</b>	355kW
<b>Rated Breaking Capacity AC-23 @ 415V</b>	5760A
<b>Rated Conditional Short Current r.m.s. (Icm) / Fuse Cut Off Current (2)</b>	62kA / 800A
<b>Rated Short Time Withstand Current (Icw) @ 690V 1s</b>	24kA
<b>Mechanical Endurance (3)</b>	10000 ops
<b>Electrical Endurance @ 0.65pf</b>	500 ops
<b>Defeatable Handle</b>	Accepts 3 Padlocks
<b>Weight</b>	25.9Kg
<b>Terminal Bolt Size</b>	M12 x 40
<b>Terminal Tightening Torque</b>	50...75 Nm
<b>Operating Torque</b>	21Nm

(1) The kW ratings are accurate for three phase 1500 rpm standard asynchronous motors

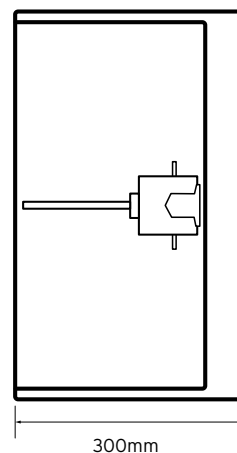
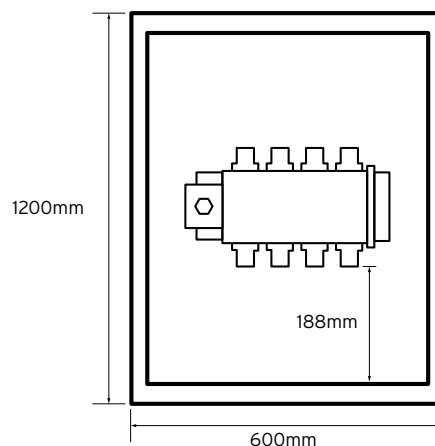
(2) In single phase test to IEC629

(3) Divided by 2 for operational cycle

#### Enclosure Characteristics

<b>Standard</b>	BSEN 61439-1
<b>Overall Dimensions HxWxD</b>	1200x600x300mm
<b>Degree of Ingress When Fitted</b>	IP65
<b>Construction</b>	1.2mm Mild Steel
<b>Finish</b>	Epoxy Power Coat
<b>Colour</b>	RAL7035

#### Technical Drawing



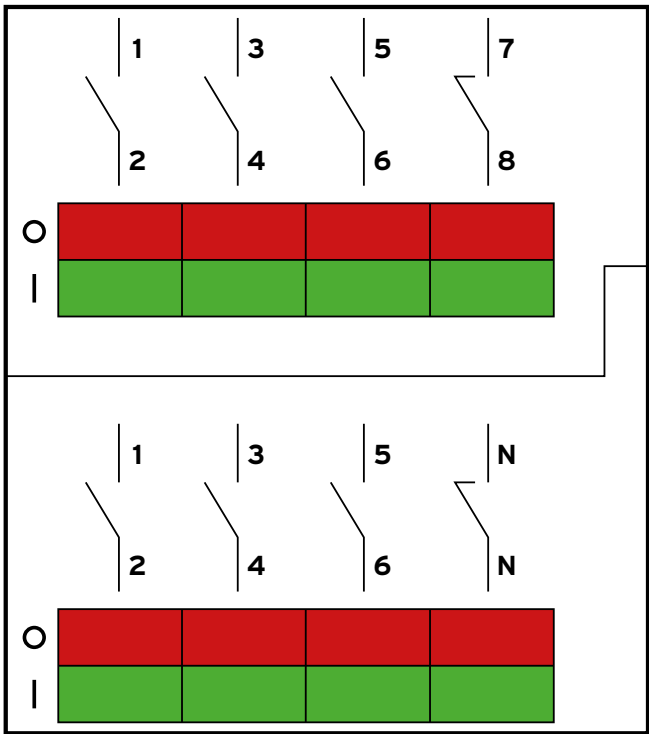
#### Additional Information

This product is for use by skilled persons or instructed persons. The installation of this product must comply with current IEE regulations. The IP rating of the unit can be compromised if the correct use of glands is not followed. Terminals, including those factory fitted, must be checked for correct tightness before commissioning. All terminals should be periodically checked for correct tightness. The data herein serves only to describe the product and should not be regarded as representing guaranteed properties in the legal sense. We reserve the rights of modification whilst every care has been taken in ensuring the accuracy of this catalogue, the Supplier accepts no liability whatsoever for any eventuality arising from errors or omissions within its catalogues, brochures or within any online presence.

ENCLOSED SWITCHGEAR

MILD STEEL 4 POLE  
DISCONNECTOR MS8004P-L

Wiring Diagram



Available Accessories

1NO/1NC Auxilliary Contact	800AUX1/1
2NO/2NC Auxilliary Contact	800AUX2/2
A4 Document Wallet	A4DOCW
Cylinder Key Lock	CLS
3mm Double Bit Padlockable Lock	DBPL

Additional Information

This product is for use by skilled persons or instructed persons. The installation of this product must comply with current IEE regulations. The IP rating of the unit can be compromised if the correct use of glands is not followed. Terminals, including those factory fitted, must be checked for correct tightness before commissioning. All terminals should be periodically checked for correct tightness. The data herein serves only to describe the product and should not be regarded as representing guaranteed properties in the legal sense. We reserve the rights of modification whilst every care has been taken in ensuring the accuracy of this catalogue, the Supplier accepts no liability whatsoever for any eventuality arising from errors or omissions within its catalogues, brochures or within any online presence.